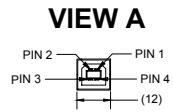
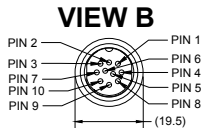


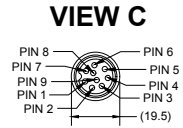
Revision Notes.				
R1 - NAME UPDATED TO MDR-404XX-DS TO ALLOW FOR 3G AND WIFI.				
APA: EPANG	Drawn:L.PILLAY	Checked:R.BATES	Approved:B.JOHN	Date: 12/11/2015
R2 - ADDED IMEI LABEL TO THE DRAWING. (ECR CR-A427)				
APA: S. ZHANG	Drawn:L. PILLAY	Checked:D. RICHARDSON	Approved:B. JOHN	Date: 18/10/2016



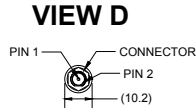
PIN #	DESCRIPTION
1	+5V
2	USB DATA -
3	USB DATA +
4	GND



PIN #	DESCRIPTION
1	N.C
2	GND
3	N.C
4	N.C
5	AUDIO
6	GND
7	N.C
8	N.C
9	GND
10	VIDEO

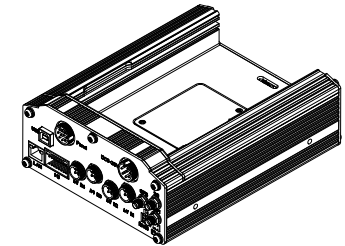
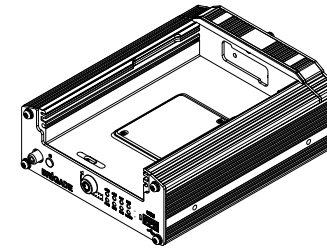
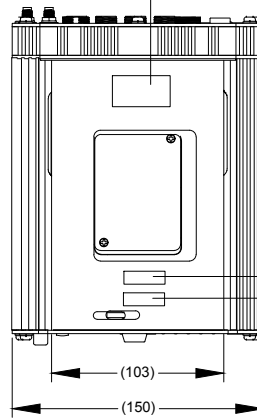


PIN #	DESCRIPTION
1	DC IN+
2	DC IN+
3	ACC
4	N.C
5	N.C
6	DC IN-
7	DC IN-
8	N.C
9	N.C



PIN #	DESCRIPTION
1	DATA AND 3V-5V
2	GND

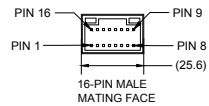
PRODUCT LABEL LOCATION



SERIAL NUMBER LABEL LOCATION  
IMEI NUMBER LABEL LOCATION  
(APPLICABLE FOR MDR MODELS THAT CONTAIN 3G/4G MODULES)

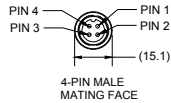


VIEW E



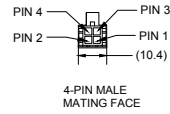
PIN#	DESCRIPTION
1	TRIGGER OUTPUT 2
2	TRIGGER INPUT 4
3	N.C
4	TRIGGER INPUT 1
5	TRIGGER INPUT 2
6	SPEED-A
7	SPEED-B
8	N.C
9	12V
10	TRIGGER INPUT 8
11	TRIGGER INPUT 7
12	TRIGGER INPUT 5
13	TRIGGER INPUT 6
14	TRIGGER INPUT 3
15	TRIGGER OUTPUT 1
16	GND

VIEW F

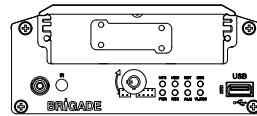
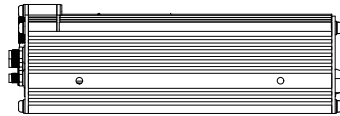


PIN #	DESCRIPTION
1	N.C
2	GND
3	AUDIO
4	VIDEO

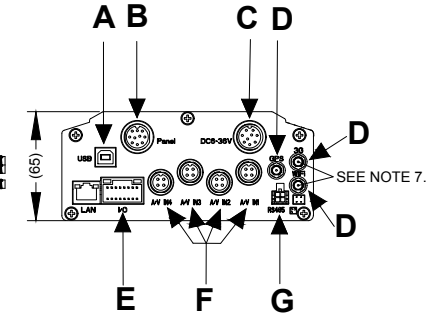

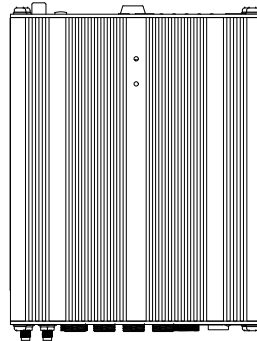
VIEW G



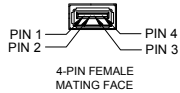
PIN #	DESCRIPTION
1	+5V
2	485B
3	485A
4	GND



SECURITY LOCK H



VIEW H



PIN #	DESCRIPTION
1	GND
2	USB DATA +
3	USB DATA -
4	+5V

NOTES:

1. REFERENCE INSTRUCTION MANUAL FOR FUNCTIONALITY.
2. NOT BACKWARDS COMPATIBLE WITH MDR-304A-XXX.
3. FOR PRODUCT LABEL REFER TO LATEST REVISION OF DRAWING: BE-003110-XX-15.
4. FOR SERIAL NUMBER LABEL REFER TO LATEST REVISION OF DRAWING: BE-003112-XX-15.
5. ANY CUSTOMER MODIFICATION OF THIS PRODUCT CAUSING SUBSEQUENT FAILURE IS NOT A LIABILITY OF BRIGADE ELECTRONICS GROUP PLC.
6. FINISH: BLACK.
7. 3G AND WIFI CAPABILITIES DEPEND ON MODEL AND AVAILABILITY.
8. VARIOUS SYSTEM OPTIONS A, B, C OR D CONTAIN RELEVANT COMPONENTS.

ITEM	PART NUMBER	QTY	MODEL NUMBER	DESCRIPTION
(A)	4887	1	MDR-404-DS	MAIN RECORDER UNIT WITH GPS & 32GB SD CARD
(B)	5017	1	MDR-404GW-DS	MAIN RECORDER UNIT WITH GPS, 3G, WI-FI & 32GB SD CARD
(C)	5015	1	MDR-404G-DS	MAIN RECORDER UNIT WITH GPS, 3G & 32GB SD CARD
(D)	5016	1	MDR-400W-DS	MAIN RECORDER UNIT WITH GPS, WI-FI & 32GB SD CARD

Assembly Pl Approval E.PANG	Approved by B.JOHN	Checked by R.BATES	Drawn by L.PILLAY
Angle of Projection 	Units mm	Scale N/A	Released 13/11/15
	Status RELEASED	MDR-404XX-DS	
	Part No VARIOUS	BE-003117-02-15	

PROPRIETARY NOTICE

THIS DESIGN AND TECHNICAL INFORMATION APPEARING ON THIS DRAWING IS THE PROPERTY OF BRIGADE ELECTRONICS, AND IS DISCLOSED IN CONFIDENCE. IT IS NOT TO BE COPIED, REPRODUCED, REVEALED TO OR EXPROPRIATED BY OTHERS, EITHER IN WHOLE OR IN PART WITHOUT THE EXPRESS WRITTEN CONSENT OF BRIGADE ELECTRONICS.

**BRIGADE**  
www.brigade-electronics.com